



Load measurement for fracture evaluation

loadsol® key benefits for researchers:


- record extremity loads and monitor asymmetries accurately and reliably using novel's high quality standards
- collect data sets for multiple consecutive experiments remotely and in realtime
- measure during activities of daily living and send subjects home with the easy to use system
- synchronize via TTL with lab equipment or external system with loadsync

loadsol®

for gait analysis in research

Use loadsol in research to **draw conclusions** on the **musculoskeletal system**.

Easily **detect irregularities** or **asymmetries in gait pattern**. Capture the interaction between body and ground accurately, effortlessly, and with flexibility.








Insoles: **5 x loadsol® - mlp of each size** + Measurement: **loadapp** + Evaluation: **loadpad analysis**

for an unrestricted execution we recommend to implement 5 pairs of loadsol®-mlp in various sizes and comprehensively evaluate the study results with functions in the loadpad® analysis software.

Similar research application:

These are examples of similar studies with the loadsol® in this field of application

-  **Load-bearing detection in fragility fractures of the pelvis (FFP).**
Journal of clinical Medicine (Pfeufer et al., 2020).
-  **Exacerbation of limb loading after lower extremity fracture.**
Physical Therapy (Van Wyngaarden et al., 2021)
-  **Impact of weight-bearing restrictions on mobility.**
Archives of Orthopaedic and Trauma Surgery (Pfeufer et al., 2019).